

Explanatory note for harmonised principles for the Baltic LFC reserve prequalification

1 Baltic TSOs prequalification implementation plan

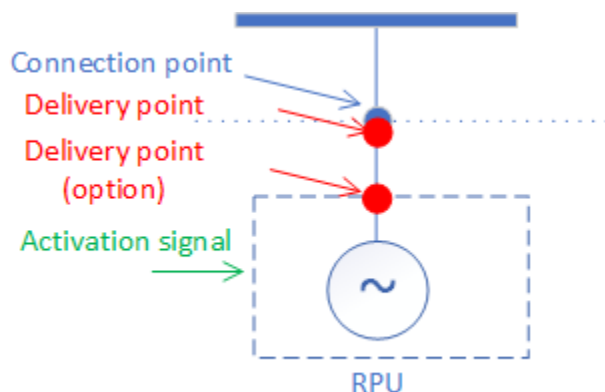
Baltic TSOs shall publicly consult the harmonised requirements for LFC reserve prequalification. After public consultation is concluded with the market participants feedback the harmonised requirements for LFC reserve prequalification is finalised. Baltic TSOs foresee to develop national LFC reserve prequalification documents and other procedures by end of Q2 2022 after which the national prequalification of FCR, aFRR and mFRR capacities will begin. National prequalification documents shall follow the harmonised principles for the Baltic LFC reserve prequalification.

2 RPU and RPG establishment examples

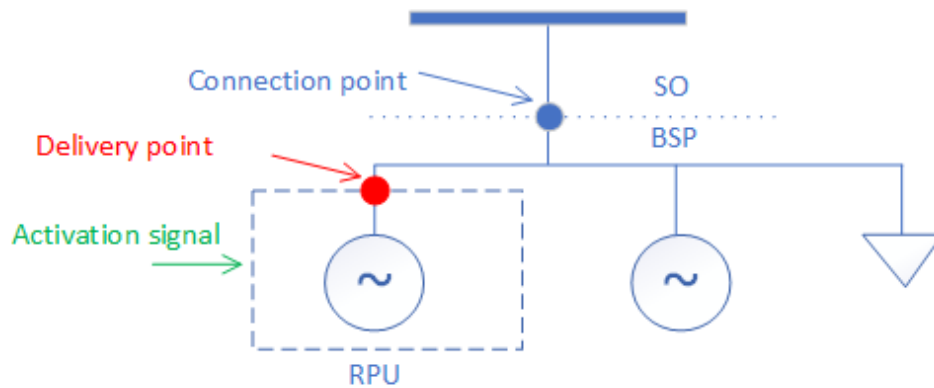
Baltic TSOs foresee that to enable transparent provision of LFC services the composition of RPU and RPG is necessary. The following examples provide instructions how the RPU and RPG-s should be established.

2.1 Reserve providing unit

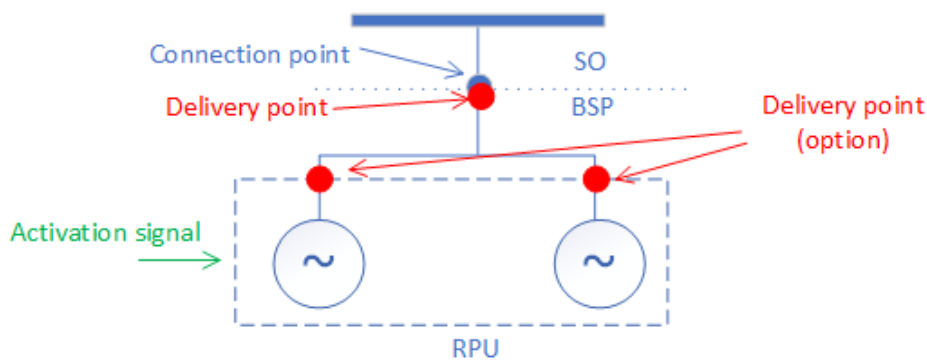
Case 1. Single power generating unit or demand unit connected to the System Operator (SO) at one Point of Connection and no other PGM/DU are connected to the same Connection Point (CP). By default, the Delivery Point shall be the same as CP. However, due to technical reasons (for example, lack of measurements at CP), the Delivery point can be located at different point of the network.



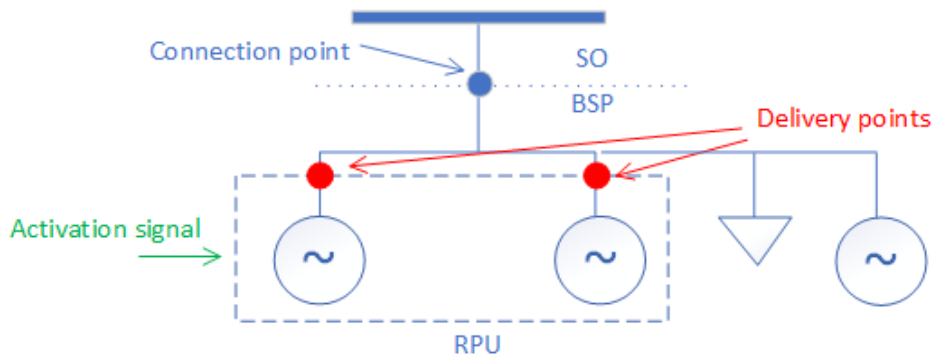
Case 2. Power generating module or demand unit is connected to the System Operator at one Point of Connection and other grid users are connected to the same CP. The Delivery Point shall be selected in a way that allows SO to fully access the provision of LFC reserves and no other grid users affect measurements.



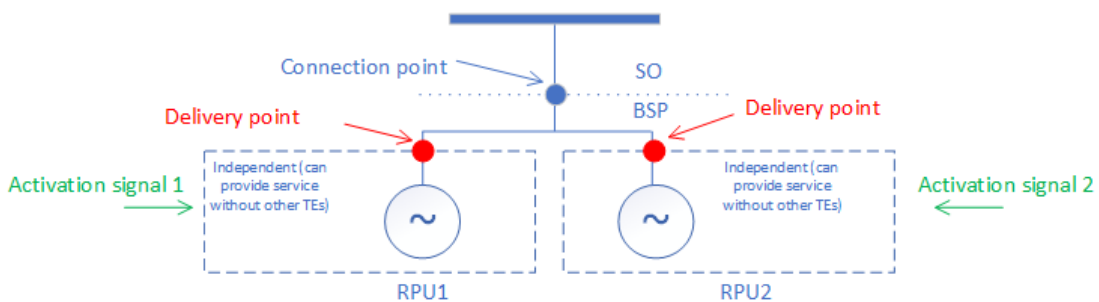
Case 3. Reserve providing unit consists of several Technical Entities connected to the same Point of Connection and no other grid users are connected to the same CP. By default, the Delivery Point shall be the same as Point of Connection. However, due to technical reasons (for example, lack of measurements at CP), the Delivery point or multiple Delivery Points can be located at different point of the network.



Case 4. Reserve providing unit consists of several Technical Entities connected to the same Point of Connection and other grid users are connected to the same CP. The Delivery point or multiple Delivery Points shall be selected in a way that allows SO to fully access the provision of LFC reserves and no other grid users affect measurements.

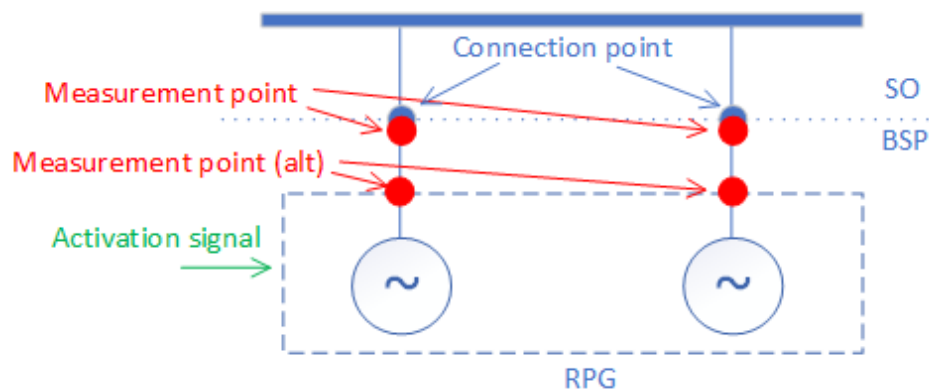


Case 5. Several reserve providing units can be connected to the same connection point.



2.2 Reserve providing group

Case 1. Reserve providing group consists of several Technical Entities connected to several Points of Connection, and no other system users are connected to the same Points of Connection. By default, the Delivery Points shall be the same as Points of Connection. However, due to technical reasons (for example, lack of measurements at CP), the Delivery point can be located at different points of the network.



Case 2. Reserve providing group consists of several Technical Entities connected to several Points of Connection, and other system users are connected to the same Points of Connection.

The Delivery Points shall be selected in a way that allows SO to fully access the provision of LFC reserves and no other grid users affect measurements.

